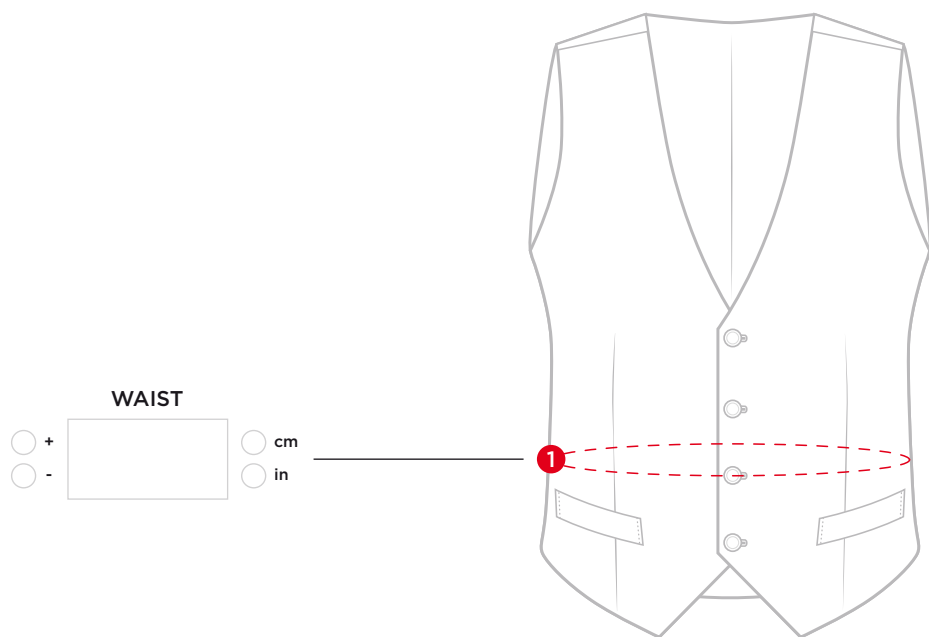


WAISTCOAT

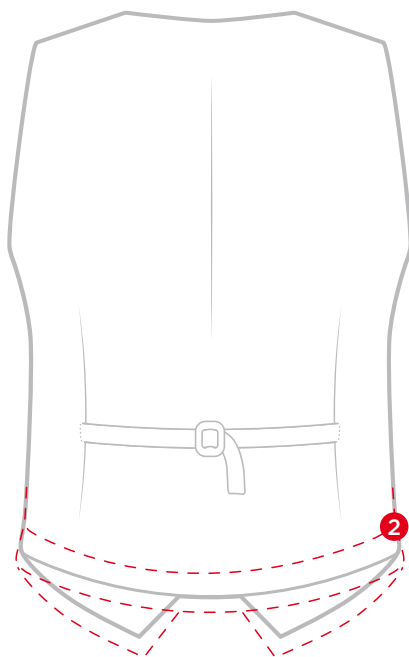
Tailor name _____	Order code ___ / ___ / ___
Client name _____	Date ___ / ___ / ___

Before filling in the form, go to page 2 and check the alterations you can have done.



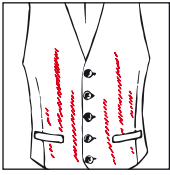
WAIST

<input type="radio"/> +	<input type="text"/>	<input type="radio"/> cm
<input type="radio"/> -		<input type="radio"/> in



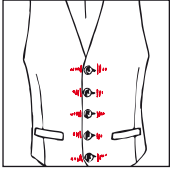
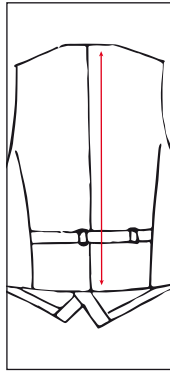
WAISTCOAT LENGTH

<input type="radio"/> +	<input type="text"/>	<input type="radio"/> cm
<input type="radio"/> -		<input type="radio"/> in

Possible alterations list and visible flaws highlighted.**1 WAIST:**

You can take up to **8 cm (3 1/8 in)** out of the waist to reduce it.

Use the lining to reduce it further.

**2 WAISTCOAT LENGTH:**

You can take up to **5 cm (2 in)** out of the waistcoat to shorten it.